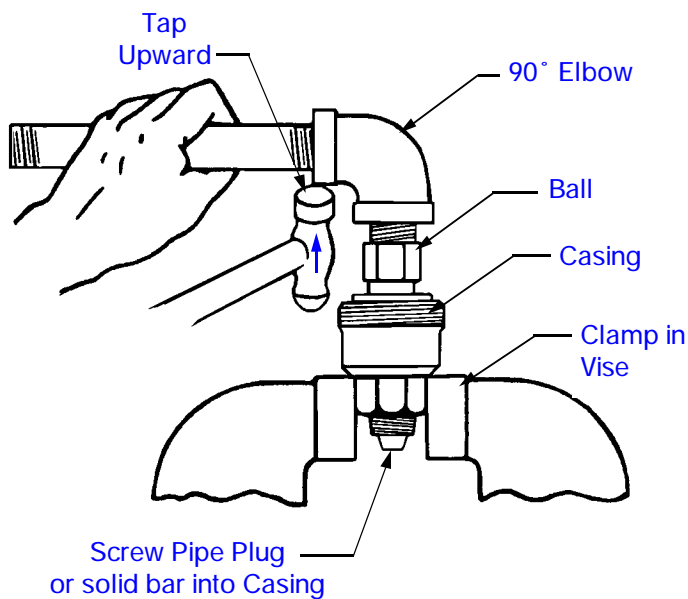


BARCO SERIES Self-Align Swivel Joint

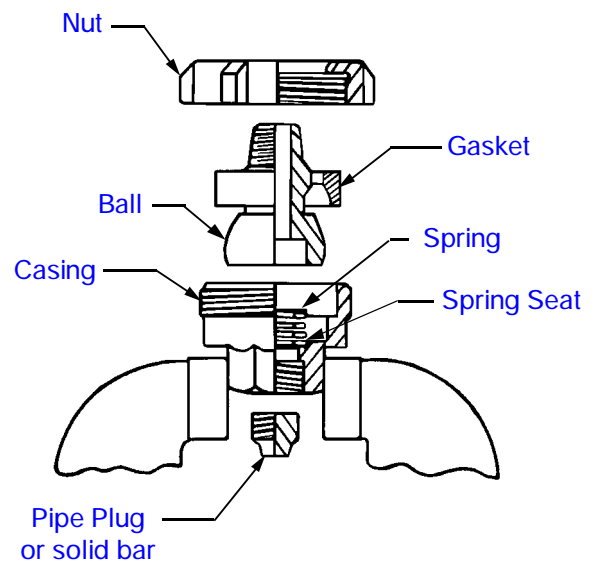
Maintenance & Repair Procedure

Maintenance and repair procedure of Barco Type Self-Align Swivel Joints is usually limited to infrequent replacement of the gasket. The procedure for disassembly and reassembly is as follows:

Disassembly



Reassembly



Disassembly procedure

1. Screw pipe plug or solid bar into casing, then clamp hex end in vise. Never clamp on casing proper—see above.
2. Unscrew nut with spanner or pipe wrench; remove and set aside.
3. Attach pipe nipple and elbow to ball end. Tap sharply with hammer to lift out ball and old gasket—do not pry out gasket.
4. If spring is weak or ball surface is scored or worn, replace parts. Clean all parts carefully. Remove any scale from working surfaces.

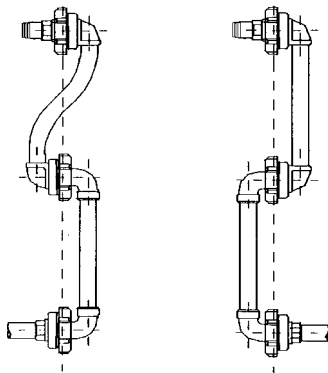
Reassembly procedure

1. Replace one spring seat and spring in casing and place recessed end of ball on top of spring.
2. Slide new gasket over extending end of ball and guide carefully down to gasket seat with concave surface next to ball. Gasket may be tapped lightly to guide squarely into seat opening in the casing.
3. With gasket aligned to be forced into seat, replace nut and screw down tight until positive contact between nut and casing is made. Avoid pinching gasket in assembly. Lubrication is not required; however, a coating of grease or oil may be used to facilitate seating gaskets.

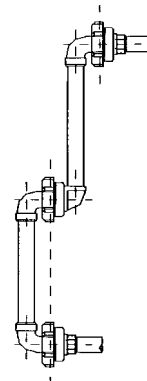
BARCO SERIES Self-Align Swivel Joint

Installation Drawings

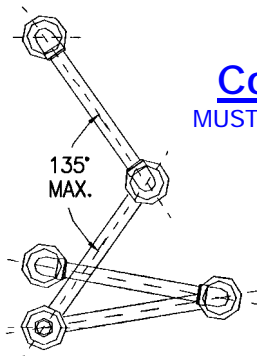
Proper installation of swivels is critical for long life. Two of the three ball center lines **MUST** be aligned when installed on the dog-leg. The maximum opening angle **MUST** not exceed 135°.



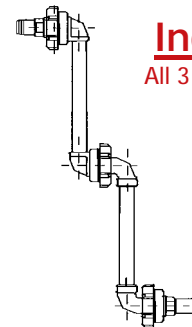
Correct
All 3 joints inline



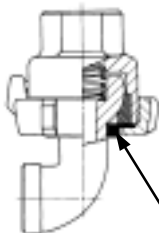
Correct
2 joints inline



Correct
MUST not exceed
135°



Incorrect
All 3 joints are out
of line



Non-Flex Collar

The non-flex collar design is used to prevent side flexibility. This swivel is used at the top anchor point to prevent lateral movement of long pipes. Only one non-flex collar swivel is to be used per dog-leg, otherwise binding of the assembly will occur.



A DIVISION OF MARISON INDUSTRIES

Barco International
1100 Alexander Court
Cary, IL 60013-1892
Phone: (847) 516-0900
Fax: (847) 516-5590

Printed in U.S.A. 06/04.

Specifications subject to change without notice.
Barco products are protected by patents internationally
Copyright ©1998 Barco Division Marison Industries, Inc.

www.barcoseals.com
e-mail: info@barcoseals.com